

THE HEALTH OF CHINESE AMERICANS: 1970 TO TODAY

**PRESENTED BY KATHY KO CHIN, PRESIDENT AND CEO
ASIAN & PACIFIC ISLANDER AMERICAN HEALTH FORUM**

APIAHF
ASIAN & PACIFIC ISLANDER
AMERICAN HEALTH FORUM

OUR MISSION

The Asian & Pacific Islander American Health Forum (APIAHF) influences policy, mobilizes communities, and strengthens programs and organizations to improve the health of Asian Americans, Native Hawaiians and Pacific Islanders.

SNAPSHOT: CHINESE AMERICANS NOW

Chinese Americans are the largest Asian American ethnic group in the U.S., numbering nearly 3.8 million.

The majority of Chinese Americans:

- Are born outside the U.S.
 - Of those, more than 40% are not U.S. citizens
- Speak a language other than English at home
 - Of those, more than 40% do not speak, read, write, or understand English well
- Have a bachelor's degree or higher
- Have health insurance

CHINESE AMERICANS COMPARED TO OTHER ASIAN AMERICANS OVERALL

CHINESE AMERICANS

- **11.3% adults have multiple chronic conditions**
- **1.5% have serious psychological distress**
- **1.8% have a work limitation**
- **2.4% are limited in social participation**

ALL ASIAN AMERICANS

- **16.3% have multiple chronic conditions**
- **1.7% have serious psychological distress**
- **2.2% have a work limitation**
- **3.0% limited in social participation**

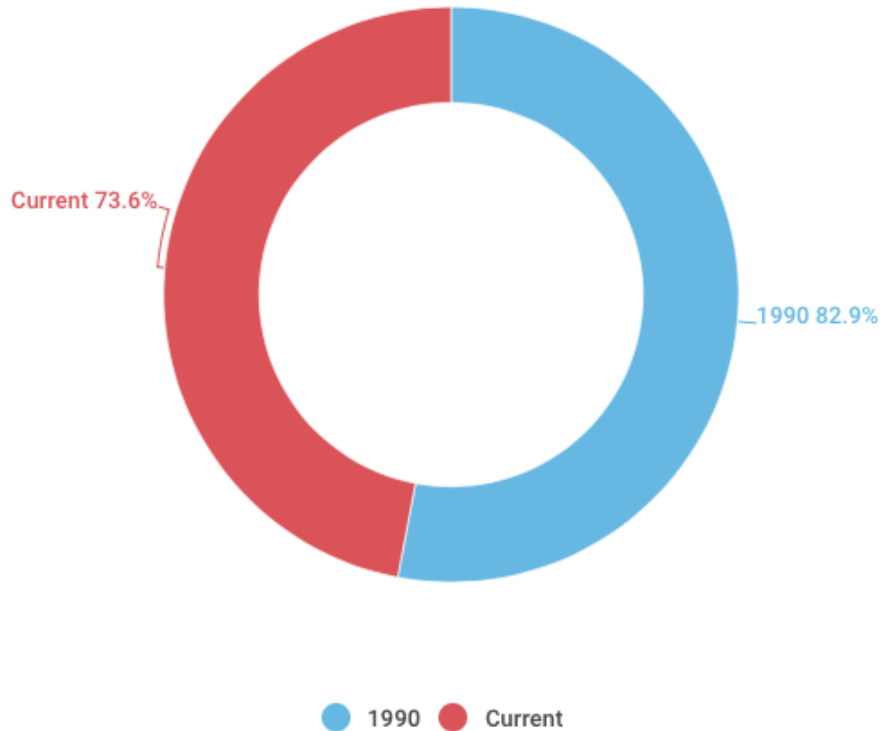
OVERALL, CHINESE ADULTS REPORTED...

- ✓ **BETTER HEALTH STATUS**
- ✓ **FEWER MULTIPLE CHRONIC
CONDITIONS**
- ✓ **LESS SERIOUS PSYCHOLOGICAL
DISTRESS**
- ✓ **FEWER LIMITATIONS ON SOCIAL
INTERACTIONS**

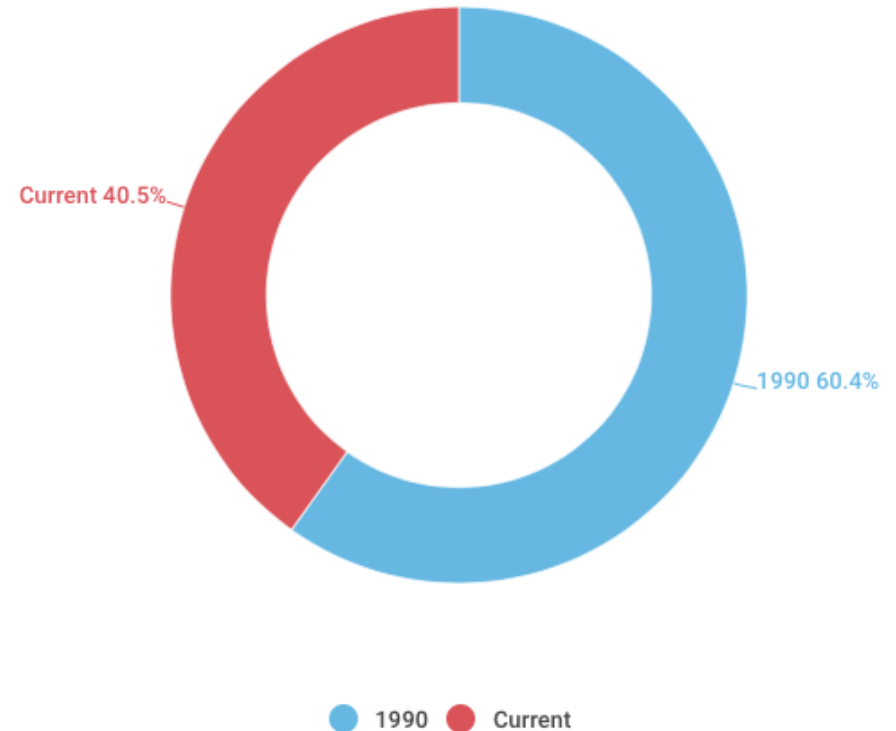
THAN ALL OTHER U.S. ADULTS.

LANGUAGE PROFICIENCY: 1990 VERSUS 2010

SPEAK NATIVE LANGUAGE AT HOME



HAVE LIMITED ENGLISH PROFICIENCY



U.S. CITIZENSHIP AND PLACE OF BIRTH: 1990 VS. 2010

Place of Birth 1990



66% OF CHINESE AMERICANS WERE FOREIGN BORN

Place of Birth 2010



60.4% OF CHINESE AMERICANS ARE FOREIGN BORN

THEN VERSUS NOW: 1970-1980

Over 800,000
in the U.S.

Major metro
centers

Median age
32.1

27% attended
or graduated
from college

14% families
below poverty
level

Median
income (1990)
\$53,553

THEN VERSUS NOW: 2010

Over 3.8
million in the
U.S.

Major metro
centers &
suburbs

Median age
34.7

65% attended
or graduated
from college

10.9%
families below
poverty level

Median
income
\$65,050

4.4%
unemployed

86.8% have
health
insurance

INFANT HEALTH: 1970 VERSUS 2010

1970'S

- **0.63% infant mortality rate**
- **47% of Chinese American women in California gave birth between the ages of 25-29 years**

2010

- **0.12% infant mortality rate**
- **23% of Chinese American women in California first gave birth between the ages of 25-29 years**

CHRONIC HEALTH CONDITIONS: 1970 VERSUS 2010

1970'S

- **Missing data due to lack of systemic disaggregated data collection efforts**

TODAY

- **Diabetes is twice as high for Chinese Americans as non-Hispanic Whites**
- **Higher BMI and uncontrolled hypertension**
- **Higher rates of breast cancer**
 - Lower overall cancer rates

MORTALITY: 1970 VERSUS 2010

1970'S

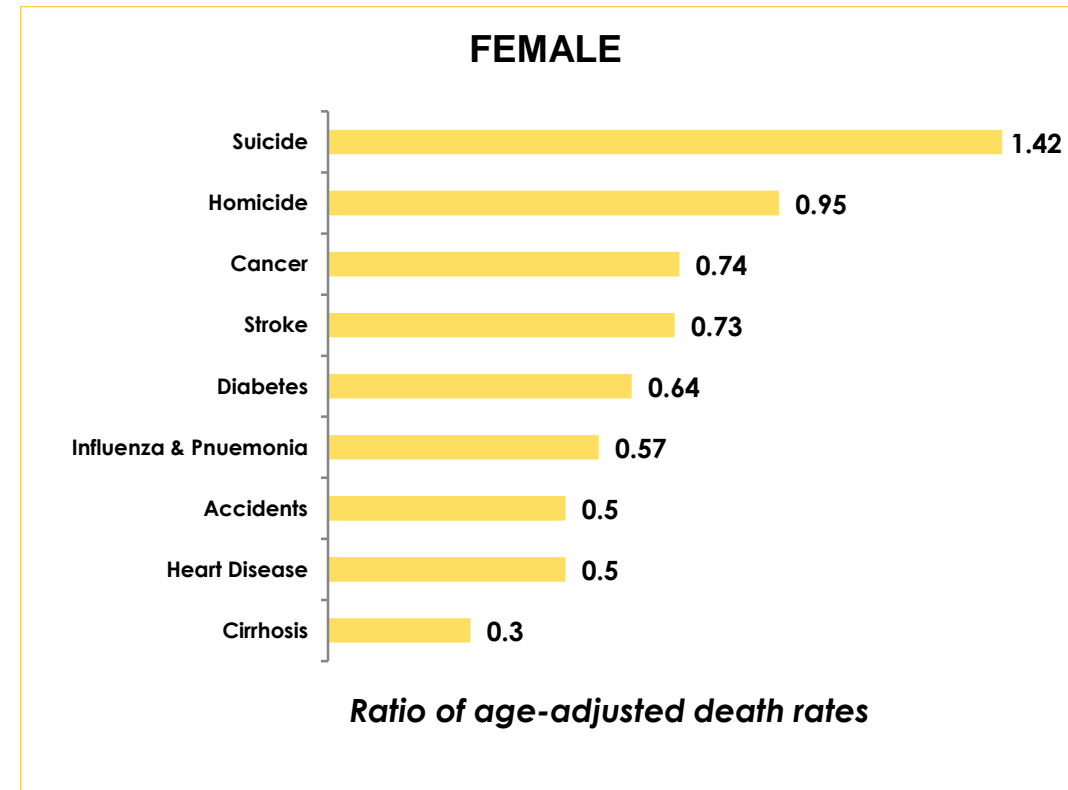
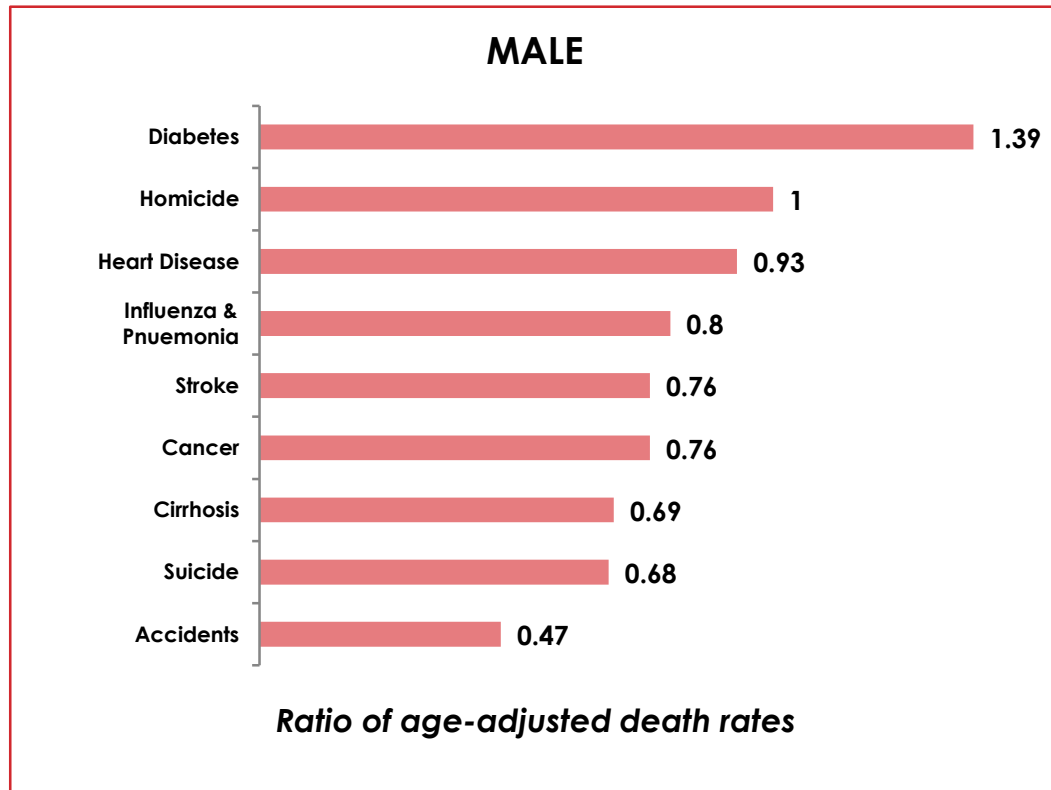
- **0.49% age-adjusted death rate**
- **Similar leading causes of death for all Americans**
 - Heart disease, cancer, stroke, and accidents
- **Excess in mortality rates for men were diabetes, nephritis and nephrosis. For women it was suicide.**

TODAY

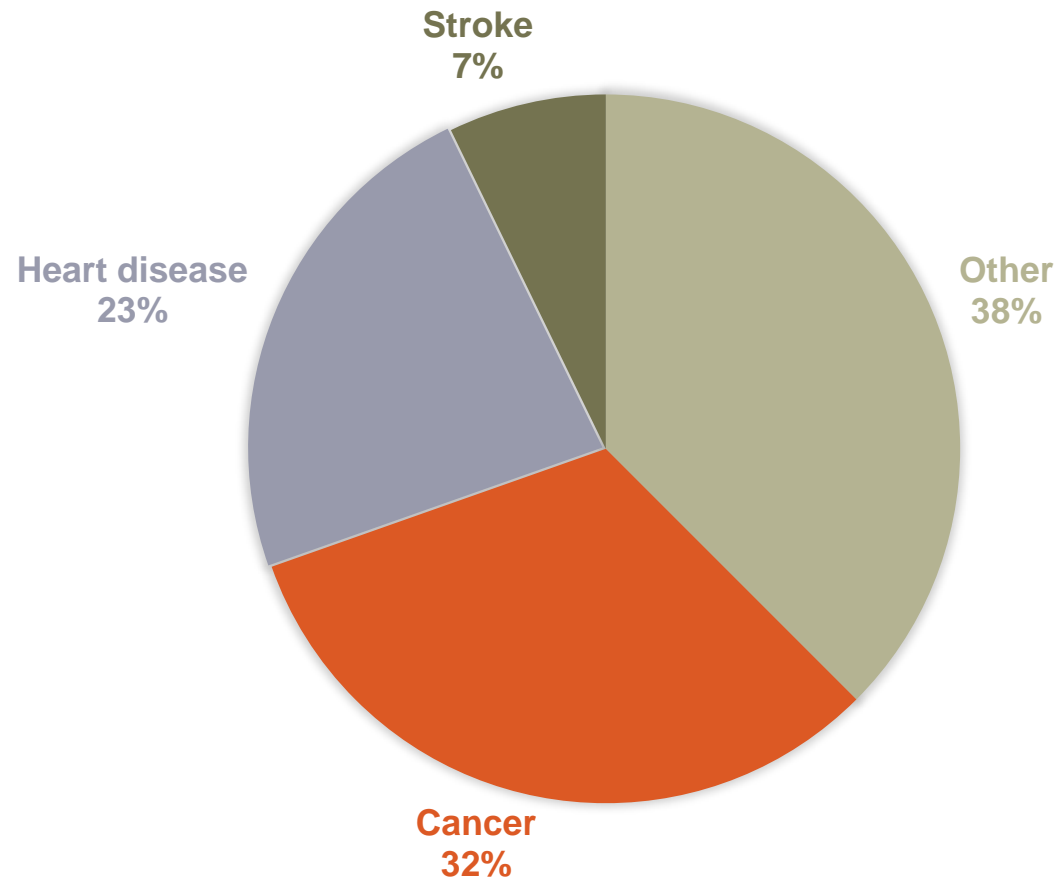
- **0.33% age-adjusted death rate**
 - Lower than all other Asian groups
- **Leading cause of death is cancer, compared to heart disease for all Americans**

LEADING CAUSES OF DEATH FOR CHINESE AMERICANS (1969-71)

Ratio of age-adjusted Chinese-White death rates by sex, for leading causes of death: United States, 1969-71



LEADING CAUSES OF DEATH FOR CHINESE AMERICANS (2003-2011)



- 32.1% of deaths caused by cancer (current for all Americans: 22.5%)
- 23.2% by heart disease (current for all Americans: 23.3%)
- 7.2% stroke (all Americans: 5.1%)
- 37.5% other (current for all Americans: 5.6% lower respiratory disease currently leading other disease)

CONTACT

KATHY KO CHIN

President & CEO, APIAHF

kkochin@apiahf.org

APIAHF's Health Care For Me Website:

www.apiahf.org/healthcare4me

Online:

www.apiahf.org

www.facebook.com/apiahf

www.twitter.com/apiahf

www.twitter.com/APIAHFpolicy

www.twitter.com/youtube